

Logo

IP 65

IP 66
(Option)

IK 10

Class I

Class II 



Logo's all-round lighting concepts (functional, decorative and indirect) offers the unique possibilities of using one standard lantern design for different applications. From extremely functional to purely decorative, united in one attractive and robust lantern. It's timeless appearance makes Logo perfect for large-scale application for a long periode, such as in residential areas or squares. The perfect modern classic mix!

Applications

Consult pages 16-19

Lamps

Compact fluorescent

up to 36W (FSD)

up to 57W (FSM)

High pressure sodium

up to 150W

Ceramic metal halide

up to 150W



Logo 2145 Via-T



Logo 2145 Via-T ExaCT



Logo 2145 Via-T Comfort



Logo 2146 Rota



Logo 2146 Square



Logo 2146 Logo



Logo 2147 Indirect

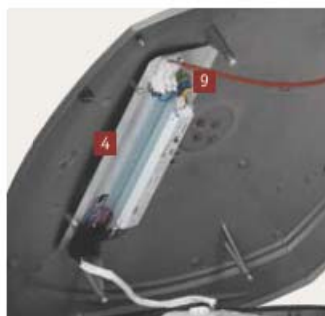
- 1 **Housing** canopy, ribs, frame, spigot and adapter in die-cast (LM-6 quality) aluminium, standard painted in Futura Gris 900 Sablé.
- 2 **Bowl** impact resistant and UV stabilized injection molded polycarbonate either clear or frosted finish (IK 10 Impact Resistance).
- 3 **Closing** two captive quick-lock closing screws, galvanised steel, recessed in the canopy.
- 4 **Gear tray** galvanised steel plate, securely held in place by two captive screws with keyhole for easy access, mounted rear the reflector plate.
- 5 **Optics** optimised optics per lamp type, with horizontal lamp position for functional performance (2145), vertical lamp position for decorative effect (2146) and indirect reflector (2147) for atmosphere. Optics are held by a white painted reflector plate, which is securely held in place by four captive screws with keyhole for easy access.
- 6 **Opening/closing** stainless steel locking strip.
- 7 **Themofix®** ensures optimal temperature behaviour for compact fluorescent lamps and ensures a firm fixation of the lamp in combination with the lamp holder.




- 8 **Gasket** IP 65, or optional IP 66 sealing by three gaskets;
 - Between frame and canopy
 - Between bowl and frame
 - Between spigot and bowl
 Controlled Breathing Technology (CBT) by spigot, prevents build up of condensation.
- 9 **Gear**
 - Compact fluorescent: standard electronic.
 - High pressure sodium: conventional, Power Factor Corrected (PFC).
 - Ceramic metal halide: conventional, timed ignitor, Power Factor Corrected (PFC).
 - Ceramic metal halide (MT-45/140): standard electronic.
- 10 **Cable connection** M20 gland, cable entry 6-12mm, with strain relief.
- 11 **Connection** to termination block (plug/socket in class II) at the bottom of the lantern. The lantern has been pre-wired through the inside of one of the ribs between spigot and gear tray.
- 12 **Safe Maintenance Technology (SMT)** by use of integrated safety switch.



Quick-lock closing.



Separate gear tray.



Internal pre-wiring for easy installation.

CHARACTERISTICS

Mounting



The transition from ribs to spigot adds to the elegant appearance of Logo. The ribs are slim, which minimises interception of light.



Column fixation made easy by use of one single bolt. By keeping the M10 bolt perpendicular to the road axis, the optic is automatically positioned in the correct way.



For Ø 60mm columns a special designed adapter is available. Standard spigot size is Ø 76mm.

Maintenance



Two quick lock closing screws recessed in the canopy.



For easy access and maintenance a large stainless steel locking strip and locking plate are incorporated.



The integrated safety switch ensures safe maintenance (SMT), disconnecting power when opened.

Bowl Versions



Depending on the required ambience and level of comfort there is a choice between clear and frosted bowls.

Optics

Logo 2145: the way to effective street lighting

With street lighting it is important that the required lighting levels and uniformities are achieved at sufficient spacings. Therefore a number of dedicated optics has been used in Logo in order to guarantee optimum performance.



VIA-T
Wide beam 3D optic (FSM/ST/MT).



VIA-T ExaCT Performer
Wide beam 3D optic (MT).



VIA-T ExaCT Comfort
Wide beam 3D optic (MT).



VIA-T Comfort
Wide beam optic (FSD).

Optimum limitation of glare, light pollution and obtrusive light

The three optical systems mentioned at the minimum comply to the disability glare class G1-2* (VIA-T ExaCT Comfort) and even to G3 (VIA-T and VIA-T-Comfort), the highest possible for these kind of lanterns.

In this way not only the necessary glare reduction is achieved, but also the upward light output is limited. As a result light pollution is reduced.

* for glare classes G1-G6 and D1-D6 see also EN13201-1.

Louvres



Moreover, for the VIA-T and VIA-T-Comfort optics Lighting Comfort louvre systems are available, that can also be used retrofit. These louvre systems take away light from undesired directions (e.g. towards houses).

CHARACTERISTICS

Logo 2146: absolutely attractive lighting

In residential and amenity areas the choice can also be made to create extra attractive lighting diminishing the lighting performance. After all, in large-scale applications lighting installations must be economically justified.

Then the Logo with rotation symmetrical optics is an excellent choice. Dependent on the required atmosphere there are three different louvre optics. With these you can also give specific objects, such as squares and parks, an extra accent.



Rota (FSM/SE/ST/MT)
Rotation symmetrical optics with round,
UV-resistant plastic louvres.



Square (FSM/ST/MT)
Rotation symmetrical optics with square,
metal louvres.



Logo (FSM/SE/ST/MT)
Rotation symmetrical optics with
UV-resistant plastic design louvres.
A metal anti-glare shield is positioned
around the lamp burner.

Logo 2147: for special, indirect, lighting effects

Special places or outdoor environments need a special approach. The designer of such an environment wants to bring accents into the environment or make a clear difference to adjacent areas. This can be done by choosing a different lantern shape, but it can also be realised by providing a standard selected lantern concept with a deviating lighting technique. This gives the lantern a different look, by day and by night, a strongly different light atmosphere. The Logo Indirect is such a different solution.

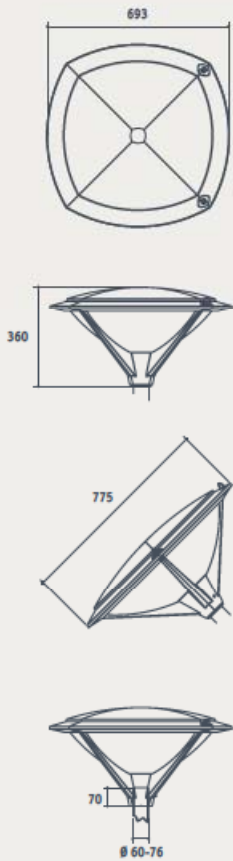
The metal halide lamps have been suspended in a reflector at the bottom of the lantern, that guides the light to a reflector screen at the top of the lantern. This reflecting screen gives the indirect light effect, that creates a very special and attractive atmosphere. This is extremely suitable for applications aimed at intimate and attractive effects, e.g. a square.



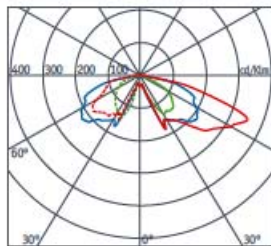
Logo Indirect.

Logo

DIMENSIONS & PHOTOMETRY



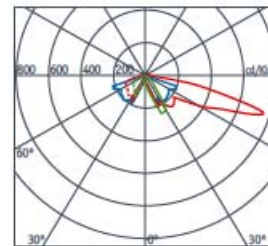
Logo 2145



Reflector
VIA-T
Lamp
ST-70
Performance
ULOR: 1%
DLOR: 65%



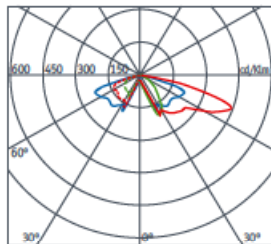
Logo 2145



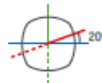
Reflector
VIA-T ExaCT Performer
Lamp
MT-60
Performance
ULOR: 1%
DLOR: 64%



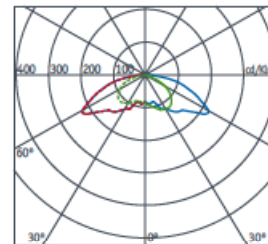
Logo 2145



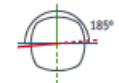
Reflector
VIA-T ExaCT Comfort
Lamp
MT-60
Performance
ULOR: 0%
DLOR: 63%



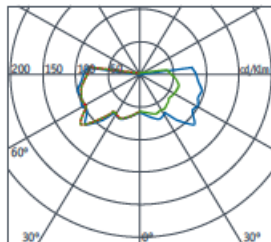
Logo 2145



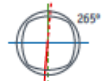
Reflector
VIA-T ExaCT Performer
Lamp
FSD-24
Performance
ULOR: 0%
DLOR: 65%



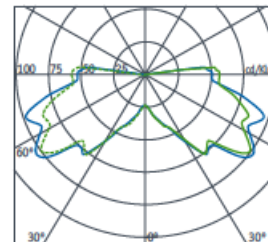
Logo 2146



Reflector
Rota
Lamp
ST-70
Performance
ULOR: 10%
DLOR: 51%



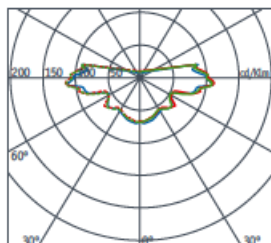
Logo 2146



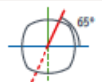
Reflector
Square
Lamp
ST-70
Performance
ULOR: 8%
DLOR: 41%



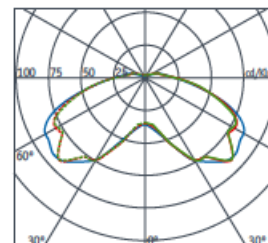
Logo 2146



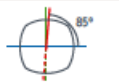
Reflector
Logo
Lamp
ST-70
Performance
ULOR: 12%
DLOR: 47%



Logo 2147



Reflector
Indirect
Lamp
MT-150
Performance
ULOR: 2%
DLOR: 38%



MODEL	TYPE	SHAPE	LAMP HOLDER	REFLECTOR							
				VIA-T S	VIA-T Exact Performer SNN/SFN	VIA-T Exact Comfort CNN/CFN	VIA-T Comfort CNN/CFN	Rota LNN/LNR	Square LNN/LS	Logo LNN/LD	Indirect INN
Logo 2145	FSD-24		2G11				•				
	FSD-36		2G11				•				
	FSD-26/32/42		GX24q-3/4	•							
	FSM-57		GX24q-5	•							
	ST/MT-50/70		E27	•							
	ST/MT-70/50		E27	•							
	ST/MT-100		E40	•							
	ST/MT-150		E40	•							
	MT-35		G12	•	•	•					
	MT-45		PGZ12	•	•	•					
	MT-60		PGZ12	•	•	•					
	MT-70		G12	•	•	•					
	MT-90		PGZ12	•	•	•					
	MT-100		G12	•	•	•					
	MT-140		PGZ12	•	•	•					
MT-150		G12	•	•	•						
Logo 2146	FSD-26/32/42		GX24q-3/4					•	•	•	
	FSM-57		GX24q-5					•	•	•	
	SE-50/70		E27					•	•	•	
	SE-70/50		E27					•	•	•	
	SE-100		E40					•	•	•	
	SE-150		E40					•	•	•	
	ST/MT-50/70		E27					•	•	•	
	ST/MT-70/50		E27					•	•	•	
	ST/MT-100		E40					•	•	•	
	ST/MT-150		E40					•	•	•	
	MT-35		G12					•	•	•	
	MT-45		PGZ12					•	•	•	
	MT-60		PGZ12					•	•	•	
	MT-70		G12					•	•	•	
	MT-90		PGZ12					•	•	•	
MT-100		G12					•	•	•		
MT-140		PGZ12					•	•	•		
MT-150		G12					•	•	•		
Logo 2147	MT-70		G12								•
	MT-150		G12								•

Windage area (m²) 0.155
Weight 13-15 Kg

For more information about lamps, consult pages 486-489.

OPTIONS

- Including lamp and cable
- Class II versions
- Wired for cell (WFC) or mini Photocell
- Other RAL colours on request
- DIM versions
- Electronic ballast for ST/MT

ACCESSORIES

- 7214050302 Adapter for post top Ø 60mm
- 902140300 Anti-glare shield VIA-T and VIA-T Comfort optic